

# REVEAL WALL PANELS

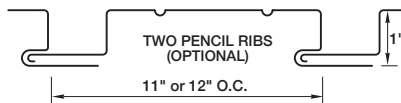
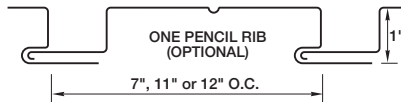
## MATERIALS

.032 aluminum      24 gauge steel  
 .040 aluminum\*    22 gauge steel\*

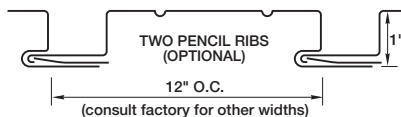
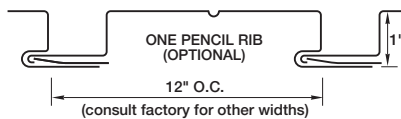
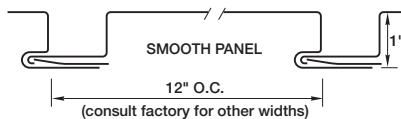
## SPECS

7", 11" or 12" O.C.      1" High

## REVEAL PANEL




## REVEAL PANEL W/ CLIP (OPTIONAL)




\*Limited color availability. 12" O.C. has reduced fastening flange. A complete specification is available online at [pac-clad.com](http://pac-clad.com).

\*\*Optional concealed clips are available for added wind resistance when needed.



REVEAL PANEL



REVEAL PANEL W / CLIP (OPTIONAL)\*\*

## PRODUCT FEATURES

- ▶ Leveled for flatness
- ▶ Available with up to two pencil ribs
- ▶ Rounded interlock leg provides improved flush fit
- ▶ 30-year non-prorated finish warranty
- ▶ Panel lengths from 4' to 25'

## MATERIAL

- ▶ 43 stocked colors (24 gauge steel)
- ▶ 16 Stocked colors (22 gauge steel)
- ▶ 36 stocked colors (.032 aluminum)
- ▶ 22 stocked colors (.040 aluminum)
- ▶ Galvalume Plus available

## ASTM TESTS - FLUSH

- ▶ ASTM E330 tested - 12" only
- ▶ ASTM 1592
- ▶ ASTM E283
- ▶ ASTM E331
- ▶ AAMA 501.1-05

## FLORIDA BUILDING PRODUCT APPROVALS

Please refer to [pac-clad.com](http://pac-clad.com) or your local factory for specific product approval numbers for Flush panels.