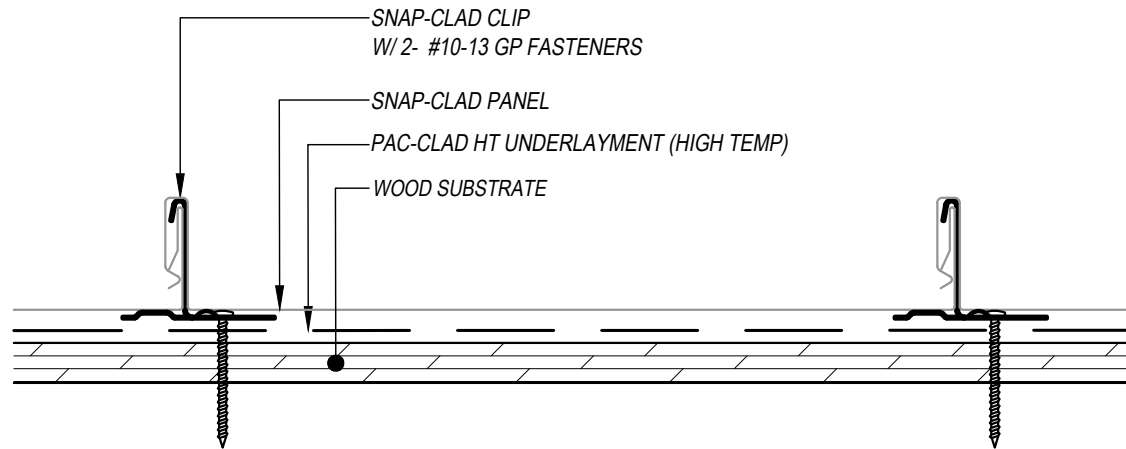
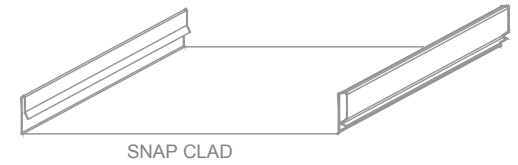
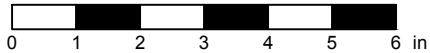


# SNAP CLAD - WOOD SUBSTRATE DETAILS INSTALLATION



SCALE: 4" = 1'-0"



EFFECTIVE DATE: 01-03-2023

SUBJECT TO CHANGE WITHOUT NOTICE

**KEYNOTES:**

- TRIM FASTENERS ARE SELF-TAPPING PANCAKE HEAD AND MUST BE INSTALLED IN A STAGGERED PATTERN
- CLIP FASTENERS MUST PENETRATE WOOD SUBSTRATE BY 5/8" MINIMUM THREAD LENGTH
- FASTENER SPACING VARIES BASED ON PROJECT SPECIFIC LOADS AND/OR LOCAL BUILDING CODES

DISCLAIMER: DETAIL SHOWN FOR ILLUSTRATION PURPOSES ONLY. ACTUAL PROJECT DETAIL MAY VARY

**PETERSEN ALUMINUM CORPORATION - PAC-CLAD.COM**

**SALES@PETERSENMAIL.COM**

HQ: 1005 Tonne Road  
Elk Grove Village, IL 60007  
P: 800-PAC-CLAD  
F: 800-722-7150

9060 Junction Drive  
Annapolis Junction, MD 20701  
P: 800-344-1400  
F: 301-953-7627

10551 PAC Road  
Tyler, TX 75707  
P: 800-441-8661  
F: 903-581-8592

102 Northpoint Parkway  
Acworth, GA 30102  
P: 800-272-4482  
F: 770-420-2533

1800 S. 7th Ave., Suite 130  
Phoenix, AZ 85007  
P: 833-750-1935  
F: 602-254-6504

9817 233rd Ave. E, Suite A  
Bonney Lake, WA 98391  
P: 253-501-2450  
F: N/A