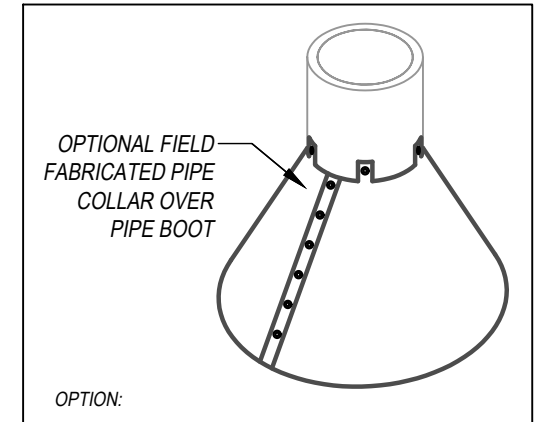
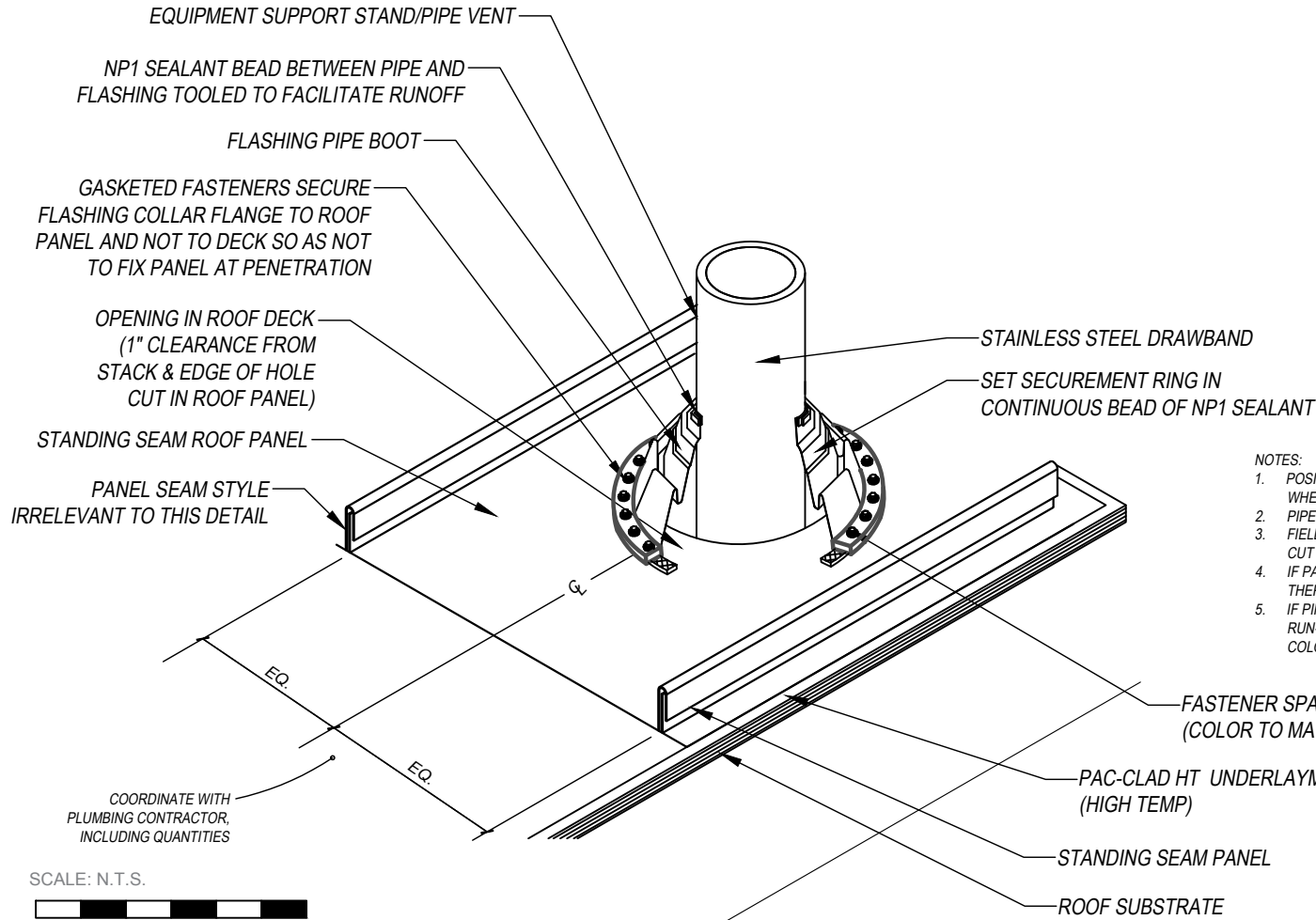
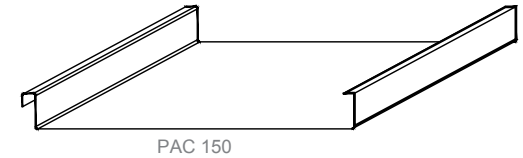


PAC 150 - WOOD SUBSTRATE DETAILS PIPE PENETRATION - OPTION 1 (FIXED)



NOTES:

1. POSITION SQUARE BASED BOOTS IN A DIAMOND ORIENTATION WHERE POSSIBLE TO AID IN DIVERTING WATER.
2. PIPE PENETRATION TO BE IN PAN OF PANEL ONLY.
3. FIELD CUT HOLE IN PANEL 1" LESS THAN DIA. OF STACK. BACK CUT HOLE AND BEND PANEL UP AROUND STACK. SEAL CONTINUOUS.
4. IF PANELS ARE 30' OR LONGER, CUT OVERSIZE HOLE TO ALLOW FOR THERMAL MOVEMENT.
5. IF PIPE IS MADE OF METAL, IT MUST BE PAINTED TO PREVENT RUST RUN-OFF FROM STAINING PANELS. PAINT PVC PIPES TO MATCH COLOR OF ROOF PANEL.

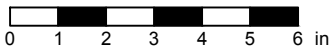
KEYNOTES:

- TRIM FASTENERS ARE SELF-DRILL PANCAKE HEAD AND MUST BE INSTALLED IN A STAGGERED PATTERN
- CLIP FASTENERS MUST PENETRATE WOOD SUBSTRATE BY 5/8" MINIMUM THREAD LENGTH

NOTE:
ALL FASTENERS DRILLED THROUGH ALUMINUM MUST BE STAINLESS STEEL.

DISCLAIMER: DETAIL SHOWN FOR ILLUSTRATION PURPOSES ONLY. ACTUAL PROJECT DETAIL MAY VARY

SCALE: N.T.S.



EFFECTIVE DATE: 01-03-2023
SUBJECT TO CHANGE WITHOUT NOTICE