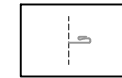
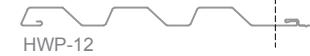


PERCISION SERIES - HWP - WOOD  
**OUTSIDE CORNER DETAIL**  
VERTICAL APPLICATION



PRECISION SERIES - HWP

THIS DETAIL DRAWING IS APPLICABLE TO ALL HWP SERIES WALL PANEL PROFILES



CONCEALED CLIP END

**\* MAY OMIT SUPPORT PLATE IF ATTACHING TO STRUCTURAL MEMBER**

WOOD SUBSTRATE  
PAC-CLAD HT UNDERLAYMENT (HIGH TEMP)

HWP PANEL

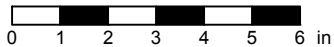
POP RIVET

OUTSIDE CORNER FLASHING W/ "J" CHANNELS FASTENED W/ #10-13 GP FASTENERS

POP RIVET

HWP PANEL

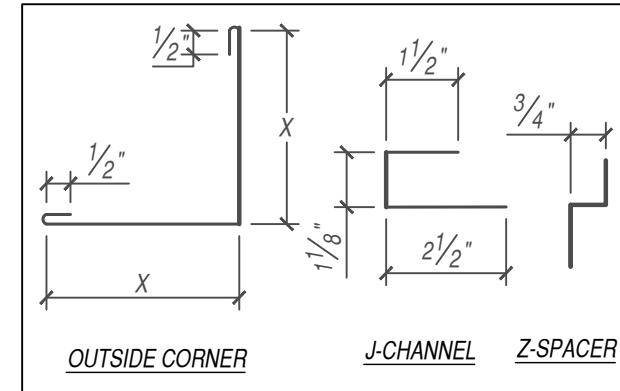
SCALE: 3" = 1'-0"



EFFECTIVE DATE: 01-03-2023  
SUBJECT TO CHANGE WITHOUT NOTICE

**KEYNOTES:**

- TRIM FASTENERS ARE SELF-DRILL PANCAKE HEAD AND MUST BE INSTALLED IN A STAGGERED PATTERN
- FASTENERS MUST PENETRATE WOOD SUBSTRATE BY 5/8" MINIMUM THREAD LENGTH
- FASTENER SPACING VARIES BASED ON PROJECT SPECIFIC LOADS AND/OR LOCAL BUILDING CODES



FLASHINGS

DISCLAIMER: DETAIL SHOWN FOR ILLUSTRATION PURPOSES ONLY. ACTUAL PROJECT DETAIL MAY VARY