

FLUSH & REVEAL - HAT-CHANNEL SUBSTRATE DETAILS

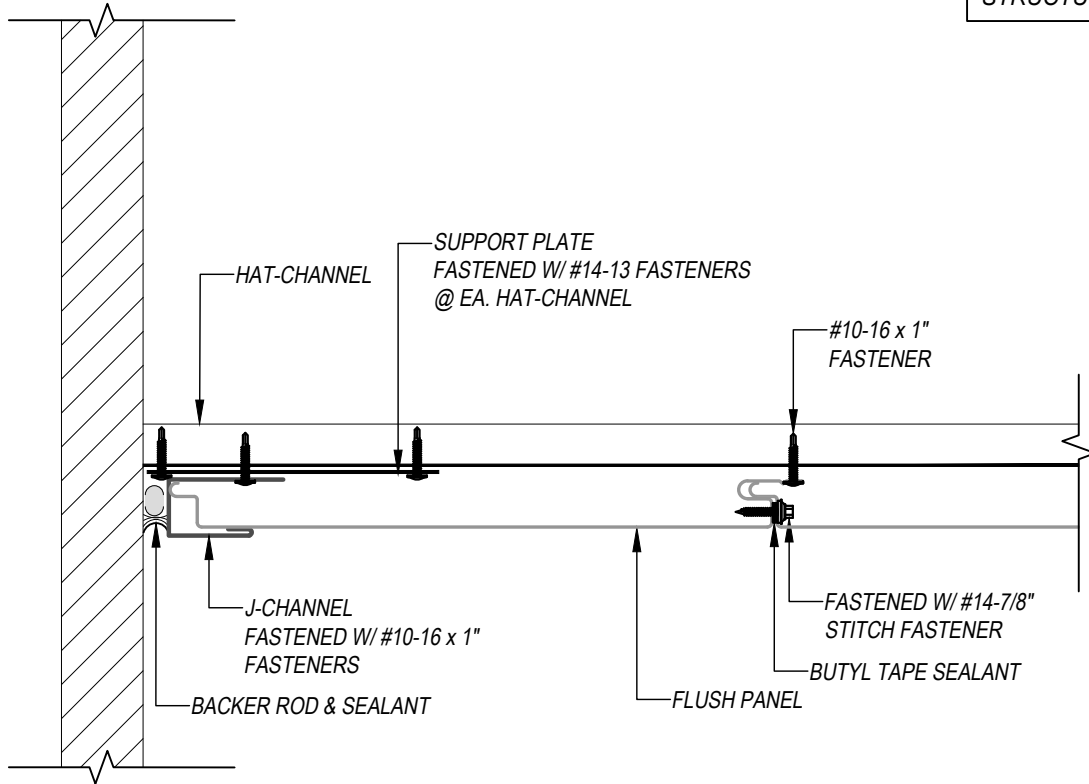
JAMB DETAIL (PROFILE)

SOFFIT APPLICATION



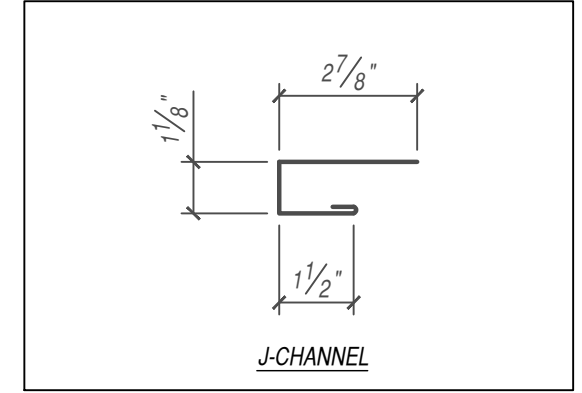
*** MAY OMIT SUPPORT PLATE IF ATTACHING TO STRUCTURAL MEMBER**

THIS DETAIL DRAWING IS APPLICABLE TO ALL FLUSH & REVEAL SERIES SOFFIT PANEL PROFILES

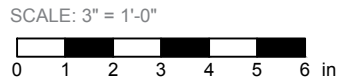


KEYNOTES:

- TRIM FASTENERS ARE SELF-DRILL PANCAKE HEAD AND MUST BE INSTALLED IN A STAGGERED PATTERN
- FASTENERS MUST PENETRATE HAT CHANNEL OR STEEL SUBSTRATE BY 5/8" MINIMUM THREAD LENGTH
- FASTENER SPACING VARIES BASED ON PROJECT SPECIFIC LOADS AND/OR LOCAL BUILDING CODES



FLASHINGS



EFFECTIVE DATE: 01-03-2023
SUBJECT TO CHANGE WITHOUT NOTICE

DISCLAIMER: DETAIL SHOWN FOR ILLUSTRATION PURPOSES ONLY. ACTUAL PROJECT DETAIL MAY VARY