


PAC-TITE WT EXTENDED FASCIA

BUILT-UP OR MODIFIED VERSION

IMPORTANT!!! MUST INDICATE PROPER RADIUS CONDITION BY CIRCLING APPROPRIATE OUTSIDE FACE

PROVIDING A RADIUS
THE RADIUS MAY BE PROVIDED
IN ONE OF TWO METHODS:

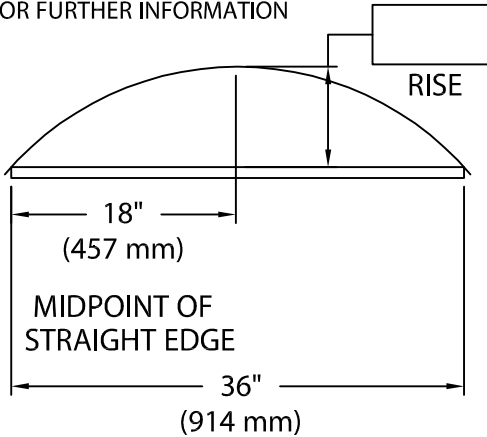
1.) THE ACTUAL KNOWN RADIUS IS



OR

2.) FIELD CONDITION MEASUREMENTS

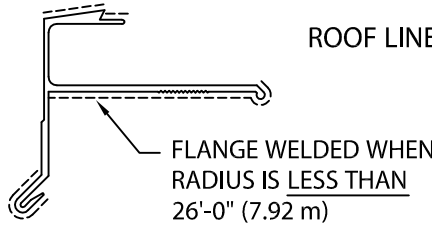
NOTE: REFER TO ATTACHED WORKSHEET
FOR FURTHER INFORMATION



LENGTH OF
STRAIGHT EDGE

NOTE: CHECK MEASUREMENTS ALONG ENTIRE RADIUS.

DETAIL A



* RADIUS EXTRUDED BAR PROVIDED
IN 4'-0" (1.22 m) LENGTHS IF
RADIUS IS LESS THAN 26'-0" (7.92 m).
* RADIUS EXTRUDED BAR PROVIDED
IN 12'-0" (3.65 m) LENGTHS IF
RADIUS IS 26'-0" (7.92 m) OR GREATER.

OUTSIDE
FACE

OUTSIDE
FACE

RADIUS
(PROVIDED BY APPROVER
PER DETAIL A)

TOP
VIEW

--- INDICATES AREAS THAT WILL BE SLIT AS
NEEDED TO ACCOMODATE RADIUS



RADIUS FASCIA PROVIDED
IN 12'-0" (3.65 m) LENGTHS



CLEAT PROVIDED IN
12'-0" (3.65 m) LENGTHS

PAC-TITE WT EXTENDED RADIUS FASCIA DIMENSIONS

PRODUCT ID. NO.	H DIM.	X DIM.
<input type="checkbox"/> AEFM-85	8 1/2" (216 mm)	7 1/4" (184 mm)
<input type="checkbox"/> AEFM-100	10" (251 mm)	8 3/4" (222 mm)
<input type="checkbox"/> AEFM-115	11 1/2" (292 mm)	10 1/4" (260 mm)
<input type="checkbox"/> AEFM-130	13" (330 mm)	11 3/4" (298 mm)

Fabrication will proceed only after receipt of
signed print approval.

Print Approval:

Architect and/or contractor shall verify all
dimensions, sizes and quantities. All
products to be installed in strict accordance
with Petersen Aluminum's printed instructions.

Approved by: _____

Date: _____

MATERIAL:

___ .050" (1.27 mm) Aluminum

___ .063" (1.60 mm) Aluminum

___ OTHER _____

Color: _____

Finish: _____

QUANTITIES:

_____ Lineal Feet 12'-0" (3.65 m) Lengths

PROJECT:

ARCHITECT:

ROOFING CONTRACTOR:

REPRESENTATIVE/DISTRIBUTOR:



Phone: 800-323-1960 Fax: 800-722-7150

www.pac-clad.com

e-mail: info@pac-clad.com

DATE: 07/26/10

DRN BY: JJC

CKD BY: SAK

SHT.# ___ OF ___

DWG# 41010-12156

A